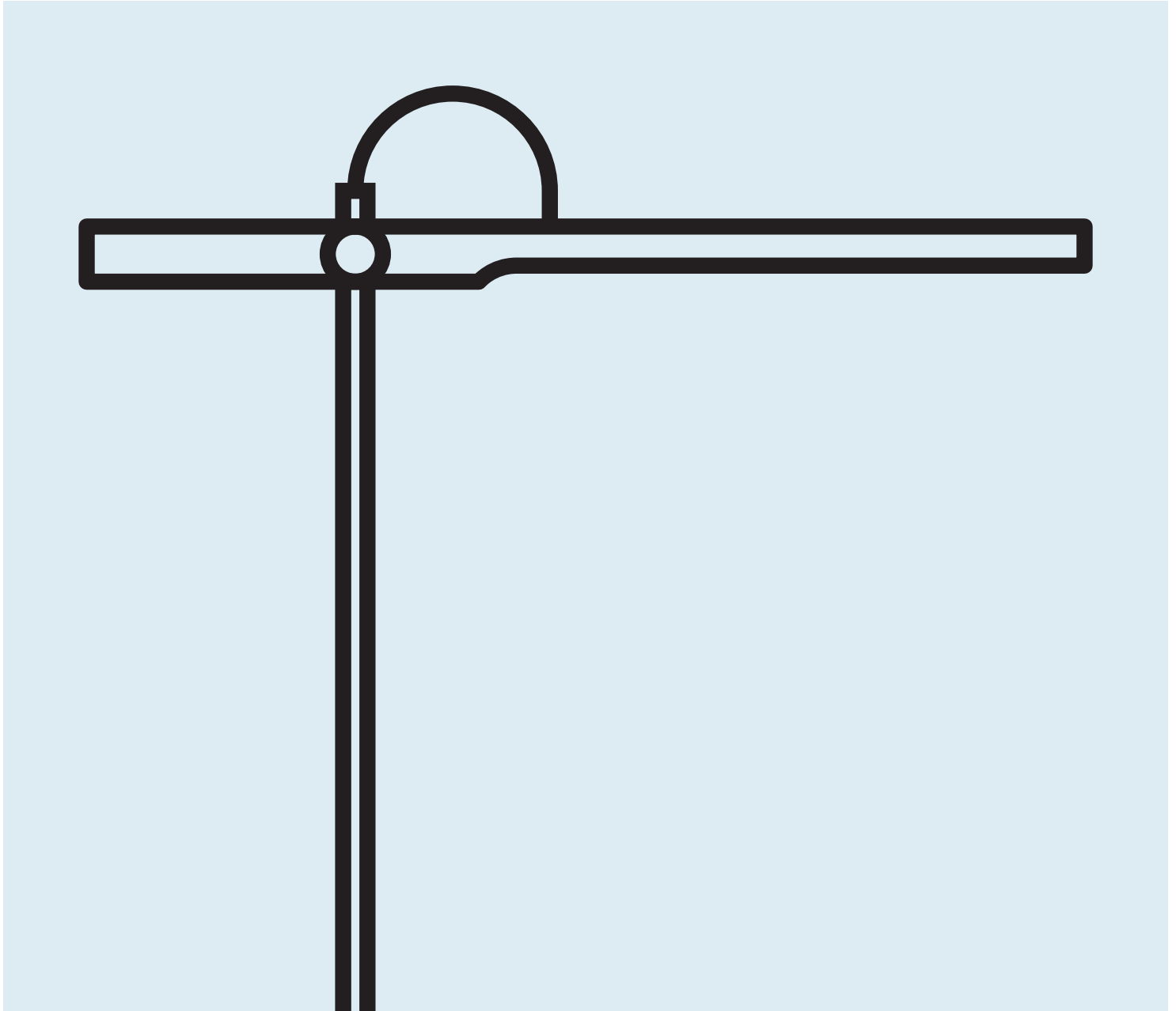



Type A Task Floor Lamp

DESIGNED IN 2019

ASSEMBLY NOTES | REV 00



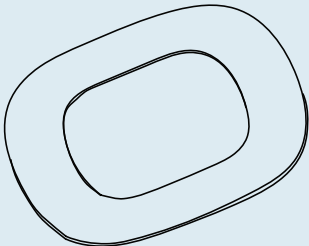
NEED A HAND?

Contact us at service@bludot.com or
844.425.8368 for assistance.

@BLUDOT

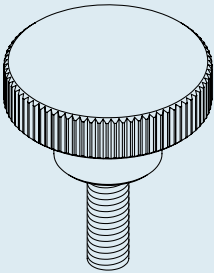
We design all our pieces in our Minneapolis studio. Follow
along on Instagram for some sneak peeks into the process.

Parts & Hardware



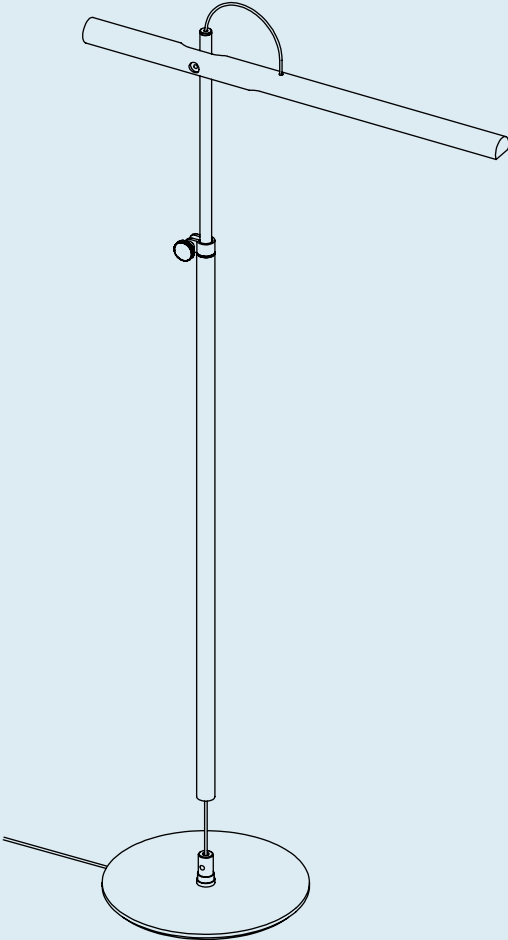
QTY 1

Pt. 3014



QTY 1

Lamp Head Knob



QTY 1

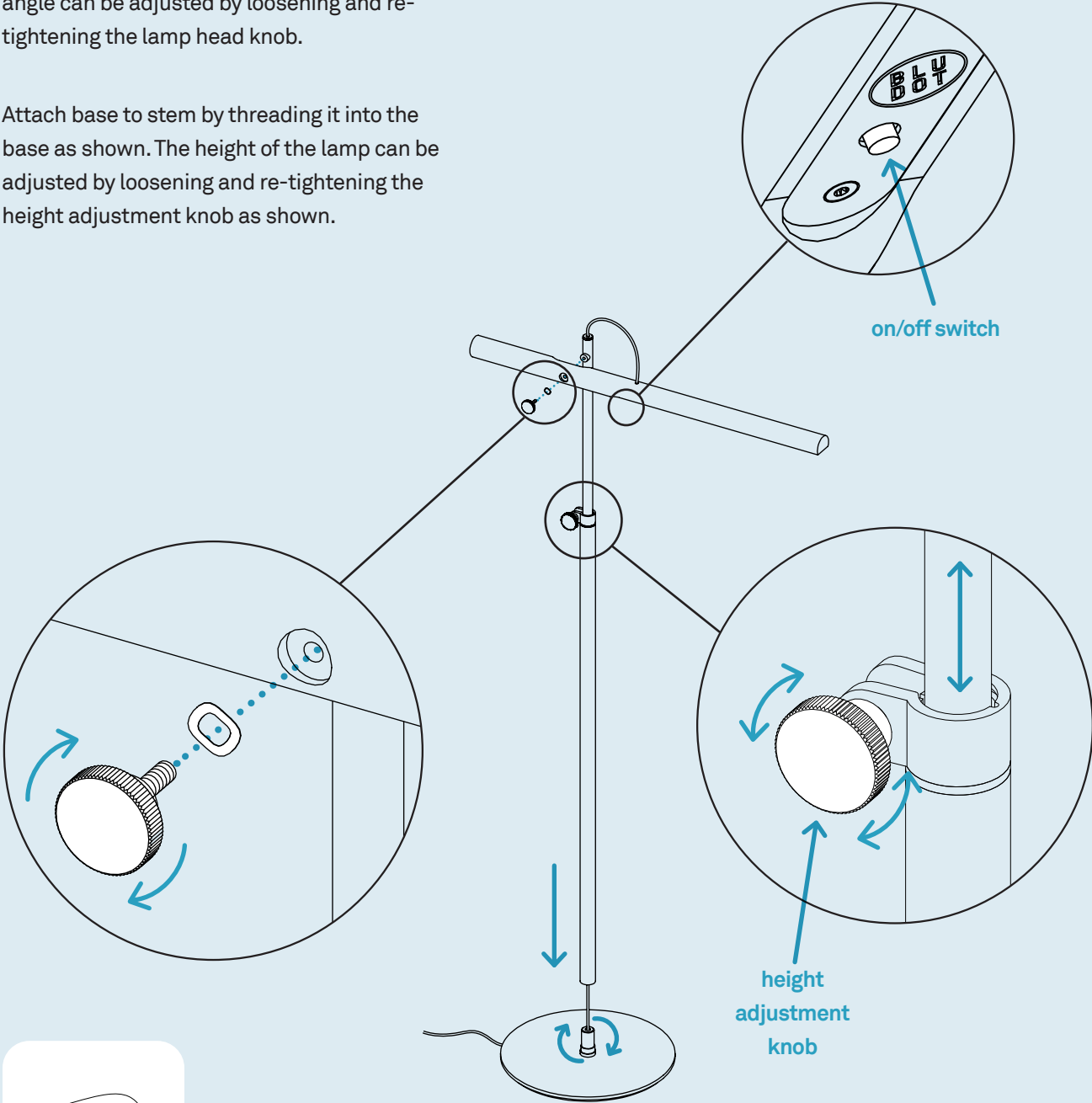
Lamp

Step 01

ATTACH BASE AND LAMP HEAD TO STEM.

Attach lamp head to stem by threading the lamp head knob into place as shown. The lamp angle can be adjusted by loosening and re-tightening the lamp head knob.

Attach base to stem by threading it into the base as shown. The height of the lamp can be adjusted by loosening and re-tightening the height adjustment knob as shown.



Additional Information

USE

This unit is meant for indoor use in dry locations only.

CLEAN

Unplug lamp prior to cleaning.

Clean powder-coated surfaces with a soft cloth or sponge using a mild detergent, such as dish soap, and warm water. Wipe completely dry with a soft cloth.

Clean wood surfaces with a slightly damp, soft cloth. To remove dirt and fingerprints, use a quality cleaner formulated for wood furniture. Wipe completely dry with a soft cloth in the direction of the wood grain.

REGULATORY

This device complies with part 15 of the FCC Rules. Operation is subject to the following two conditions: (1) This device may not cause harmful interference, and (2) this device must accept any interference received, including interference that may cause undesired operation. Caution: changes or modifications not expressly approved by the party responsible for compliance could void the user's authority to operate the equipment.

NOTE: This equipment has been tested and found to comply with the limits for a Class B digital device, pursuant to part 15 of the FCC Rules. These limits are designed to provide reasonable protection against harmful interference in a residential installation. This equipment generates, uses and can radiate radio frequency energy and, if not installed and used in accordance with the instructions, may cause harmful interference to radio communications. However, there is no guarantee that interference will not occur in a particular installation. If this equipment does cause harmful interference to radio or television reception, which can be determined by turning the equipment off and on, the user is encouraged to try to correct the interference by one or more of the following measures:

- Reorient or relocate the receiving antenna.
- Increase the separation between the equipment and receiver.
- Connect the equipment into an outlet on a circuit different from that to which the receiver is connected.
- Consult the dealer or an experienced radio/TV technician for help.

